

VENT PRO H - EXPLOSION VENTING DEVICE



It is a safety device designed to relieve and release an explosion that might occur inside the protected equipment, where there is an environment with a risk of explosion. Under normal operating conditions, the relief area on the protected equipment is covered by VENT PRO H. If the p_{stat} is exceeded during an explosion inside the equipment, VENT PRO H will open, thus releasing the pressure from the jeopardized area. The equipment will be exposed to a pressure lower than its pressure resistance.

This data sheet describes the technical parameters of VENT PRO H devices, which have a single-layer convex or flat rectangular construction and include integrated flange seal and integrated up flange. VENT PRO H meets hygiene requirements USDA (United States Department of Agriculture). They are manufactured with the standard EN 14 797, NFPA 68 and European Directive 2014/34 / EU.

CLASSIFICATION

Equipment group	II
Explosive atmosphere	D
Equipment category, indoor/outdoor	1/2G, 1/2D
Operating temperature	-60 °C to 200 °C
Storage temperature	-10 °C to 40 °C
Standard static opening pressure*	10 kPa ±15%

* Can also be supplied with a different static opening pressure


MATERIAL

VENT PRO H	stainless steel
Seal	silicon FDA

OPTIONAL ACCESSORIES

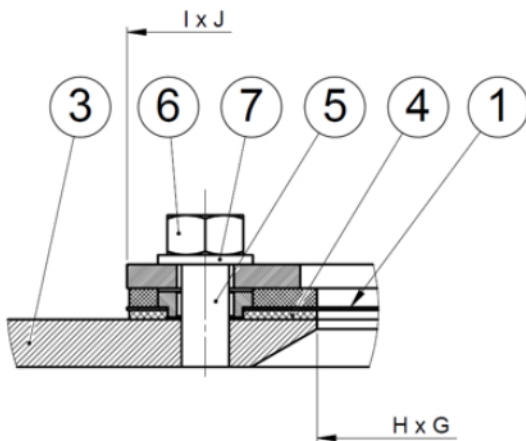
Opening indicator	additional G3
Intrinsically safe relay	it is used to create the interface between the safe and dangerous zone
Thermal insulation	synthetic rubber-based foam
Fasteners	screws - (strength 8.8 or A2-70), nuts ISO 4032, washers ISO 7089 (all in galvanized finish or stainless-steel design)

DIMENSIONAL DIAGRAM

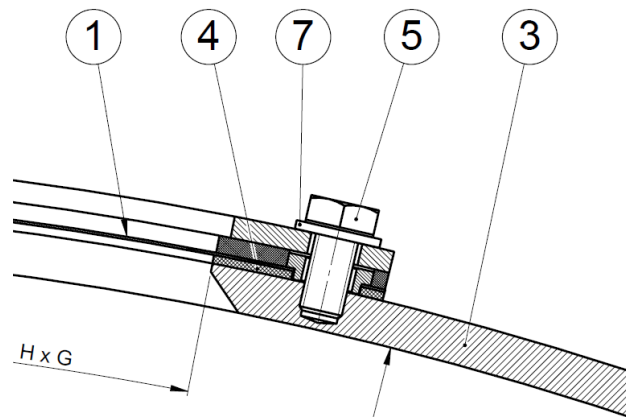


INSTALLATION VARIANTS

Installing with welded screws



Installing on a protected device with a radius



Position	Components	Quantity
①	VENT PRO H	1
③	protected equipment ¹⁾	1
④	integrated flange gasket	
⑤	screw ²⁾	viz ³⁾
⑥	nut ²⁾	viz ³⁾
⑦	washer ²⁾	viz ³⁾

¹⁾ The flange of the protected installation equipment VENT PRO H must meet the requirements of EN ISO 13920-BE and must be sufficiently rigid. If it is a food connection, it should also meet USDA requirements.

²⁾ Fasteners stainless steel strength A2-70.

³⁾ Number according to the table of technical parameters.

TECHNICAL PARAMETERS

Dimension	Vent area [m ²]	Hole dimension in equipment H x G [mm]	Outer diameter I x J [mm]	A [mm]	B [mm]	C [mm]		D [mm]	E [mm]	F [mm]		Screws/Holes in the VENT PRO		Max. vacuum [bar]
						Number of holes	Spacing			Number of holes	Spacing	K	ØL [mm]	
220x540	0.12	220x540	300x620	16.0	90.0	2	88.0	16.0	98.0	5	98.0	18		
450x800	0.36	450x800	530x880	15.0	125.0	3	125.0	15.0	110.0	6	126.0	22		
586x920	0.53	581x915	665x999	14.5	68.0	6	100.0	14.5	85.0	9	100.0	34	12.0	-0.1
630x310	0.19	305x625	385x705	16.0	118.0	2	117.0	16.5	112.0	5	112.0	18		
915x1118	1.01	910x1113	994x1197	14.5	82.5	9	100.0	14.5	111.5	10	105.0	42		

Use screws M10, flat washers M10 (ISO 7089) and nuts M10 (ISO 4032) to secure the VENT PRO H and comply with a tightening torque of 21Nm. The values of maximum vacuum are for VENT PRO H with a static opening pressure of 10 kPa.